

Index

AVAILABLE COLOURS	1
PRODUCT CODES & CHARACTERISTICS	2
CONNECTORS	3
POWER CONSUMPTION	4
CABLE SELECTION	5
MAXIMUM CABLE LENGTH	6
POWER EN CONNECTION DIAGRAM & DISCLAIMER	7
SYMBOLS	8

Top Diffuse 12 Amber P & Blue P

The liniLED® Top Diffuse 12 LED strip (IP68) is a high quality, flexible LED strips with a unique, diffuse co-extrusion technology. The combination of high quality and exceptional flexibility, allows for an endless range of indoor and outdoor applications. The liniLED® Top Diffuse 12 LED strip comes with a pre-assembled mirror welded connector for instant waterproof IP68+/IP69K usage.



**In order to power liniLED® products safely, it is absolutely necessary to operate them with an electronically stabilized power supply protected against short circuits, overload and overheating.**

To ease the luminaire/ installation approval, electronic control gear for liniLED® products should carry the CE mark. Preferably a controller from the liniLED® Control Range. In Europe, the declarations of conformity must include the following standards: CE: EN 55015, IEC 61547 and IEC 61000-3-2. For the latest version of this datasheet, visit our website: [www.liniLED.com](http://www.liniLED.com)

UPS's

- Made in Europe
- Unique diffuse co-extrusion technology (hollow chamber)
- IP68
- Flexible: bend radius > 150 mm
- Dimmable
- Effective heat dissipation
- Excellent lumen/ Watt efficacy
- Binning ± 50k
- UV, frost, seawater & chlorine vapour resistant
- An extensive range of accessories
- Plug & Play

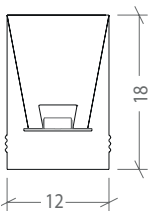
Available colours

Colour	Description
 Amber	liniLED® Top Diffuse 12 Amber
 Blue	liniLED® Top Diffuse 12 Blue



## Product codes & characteristics

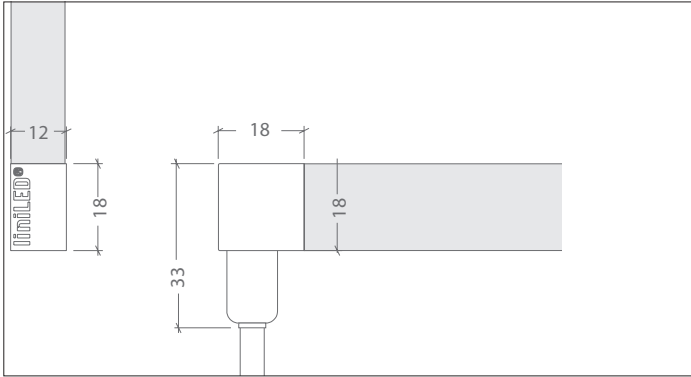
	Amber	Blue
Product code [m]	Special	Special
Power (24 V DC)	8.3 W/m	7.2 W/m
Power (25 V DC)	8.7 W/m	7.5 W/m
Luminous flux	110 lm/m	80 lm/m
Luminous efficiency	13 lm/W	11 lm/W
Spool length	Max. 10 m	
Section length	10 cm	
LED	Top LED	
Number of LEDs	5 per section / 50 per metre	
Max. connection length	10 m	
Operation voltage	24 V DC	
Max. operation voltage	25 V DC	
Beam angle	110°	
Dimensions	12 x 18 mm	
Dimmable	PWM dimming, 24 V DC Common Anode	
Binning	± 50K	
Mac adam	2 steps	
Weight	240 gram per metre	
Expected lifetime	B50/L70 > 50,000 hours @ $T_c = 40\text{ °C}$	
Degree of protection (IP)	IP68+ > 50 m/ IP69 K <sup>3</sup>	
Storage temperature	-30 °C .. 55 °C	
Operation temperature	-30 °C .. 55 °C <sup>3</sup>	
Minimal bending radius	150 mm	



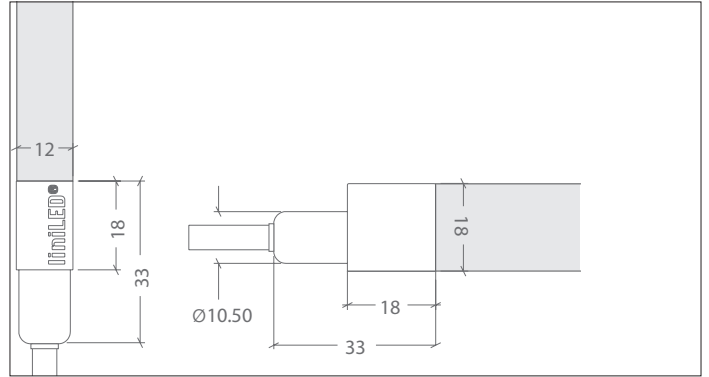
<sup>3</sup> Max. connection length between -20 °C and -30 °C is 7 metres.

Connectors (The liniLED® Top Diffuse 12 Connectors are pre- assembled).

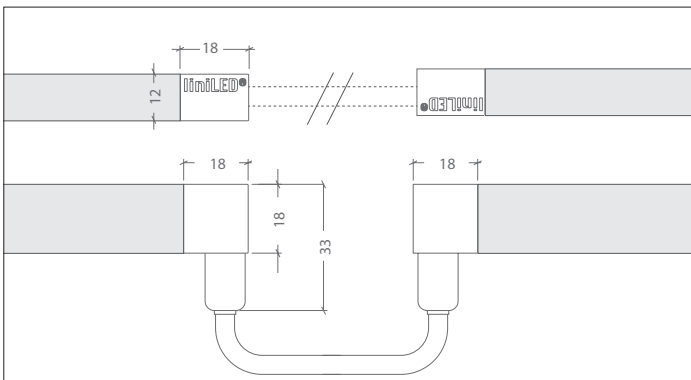
liniLED® Diffuse Connector 90° Angle 12



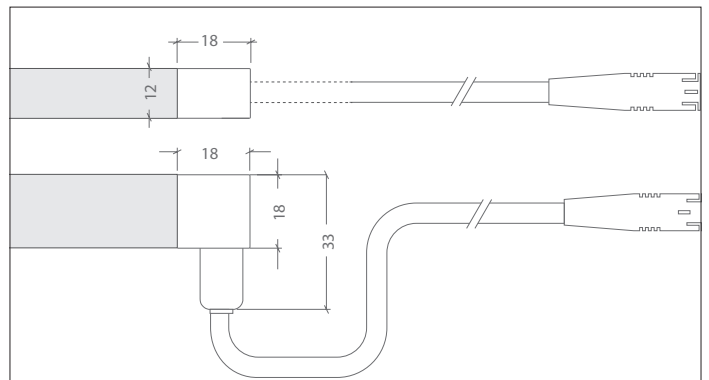
liniLED® Diffuse Connector Straight 12



liniLED® Diffuse Extension Cord 12



liniLED® Diffuse Connector Male/Female 12



For more information about the liniLED® Top Diffuse 12 Connectors see the Datasheet of the liniLED® Top Diffuse 12 Connector.

## Power consumption

---

To power the liniLED® LED strips and lighting fixtures, a power supply from the liniLED® Power assortment can be selected. Selection of the correct power supply must be done by taking the total requested power and the environment into account.

The total power consumption can be calculated by summing the requested power of all connected products. To calculate the power consumption of a single length of LED strip, use the equation below. The typical equation is valid if the product is supplied by a 24 V DC constant voltage power supply. If the output voltage of a power supply is increased, the power consumption will increase with the same ratio and needs to be corrected by using the optional part of the equation found between brackets.

$$P_{\text{STRIP}} = P_{\text{PRODUCT}} \times X_{\text{LENGTH}} \times 110\% \left[ \times \frac{U_{\text{SUPPLY}}}{24} \right]$$

- $P_{\text{STRIP}}$  Calculated power consumption of one LED strip in Watt  
 $P_{\text{PRODUCT}}$  Typical power consumption in Watt per metre of the selected LED strip  
This value can be found under 'Product characteristics' on page 2  
 $X_{\text{LENGTH}}$  Length of the connected LED strip in metres  
110% Safety margin to buffer differences over all production batches

*Optional:*

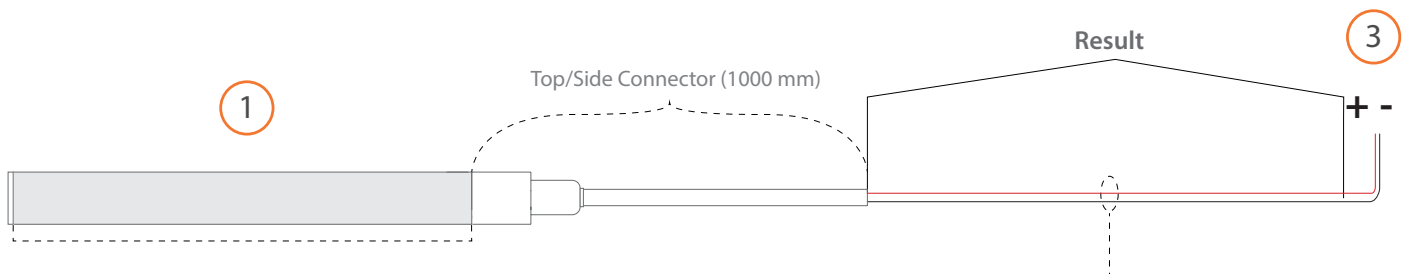
- $U_{\text{SUPPLY}}$  Set supply voltage of the power supply in Volt  
**24** Nominal supply voltage of liniLED® in Volt

## Cable selection

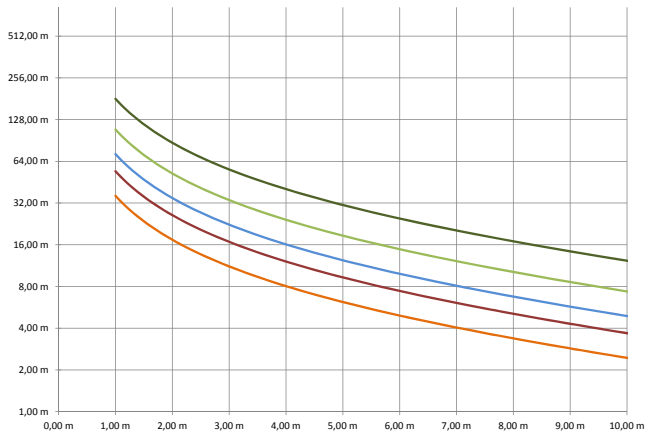
The liniLED® LED strips need a minimum voltage at the beginning of the LED strip to function according to the specifications. The table below gives an indication of the maximum cable length based on the cable thickness and power supply voltage. The connection between the cable and LED strip is with a liniLED® Top connector.

In case the required length is larger than the length mentioned in this table, the supply voltage is different or if a detailed wire plan with branches is planned, please contact your distributor for a detailed cable calculation.

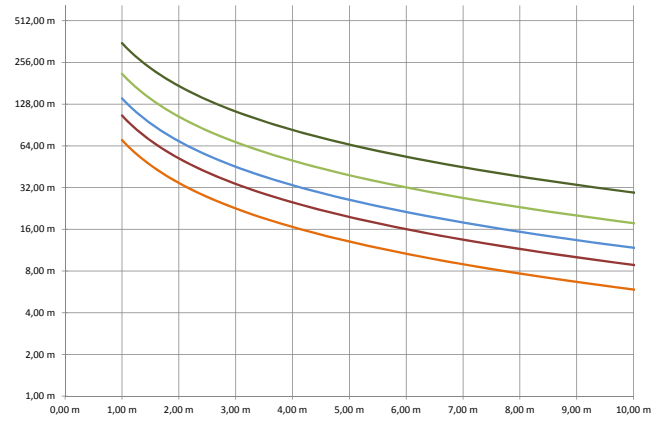
Cable X information	LED strip	Max. cable length Amber		Max. cable length Blue	
		@ 24 V DC	@ 25V DC	@ 24 V DC	@ 25V DC
liniLED® cable (2 x 0.50 mm <sup>2</sup> ) 0.035 Ω/m	1 m	36.05 m	70.40 m	41.75 m	81.36 m
	5 m	6.18 m	13.05 m	7.32 m	15.24 m
	10 m	2.44 m	5.88 m	3.02 m	6.98 m
liniLED® cable (2 x 0.75 mm <sup>2</sup> ) 0.023 Ω/m	1 m	54.23 m	105.91 m	62.81 m	122.38 m
	5 m	9.30 m	19.63 m	11.01 m	22.93 m
	10 m	3.68 m	8.85 m	4.54 m	10.50 m
liniLED® cable (2 x 1.00 mm <sup>2</sup> ) 0.018 Ω/m	1 m	72.11 m	140.81 m	83.51 m	162.72 m
	5 m	12.36 m	26.10 m	14.64 m	30.48 m
	10 m	4.89 m	11.77 m	6.04 m	13.96 m
liniLED® cable (2 x 1.50 mm <sup>2</sup> ) 0.012 Ω/m	1 m	108.47 m	211.82 m	125.63 m	244.77 m
	5 m	18.60 m	39.27 m	22.03 m	45.86 m
	10 m	7.37 m	17.70 m	9.08 m	21.00 m
liniLED® cable (2 x 2.50 mm <sup>2</sup> ) 0.007 Ω/m	1 m	180.53 m	352.53 m	209.09 m	407.38 m
	5 m	30.96 m	65.36 m	36.67 m	76.33 m
	10 m	12.26 m	29.46 m	15.12 m	34.95 m



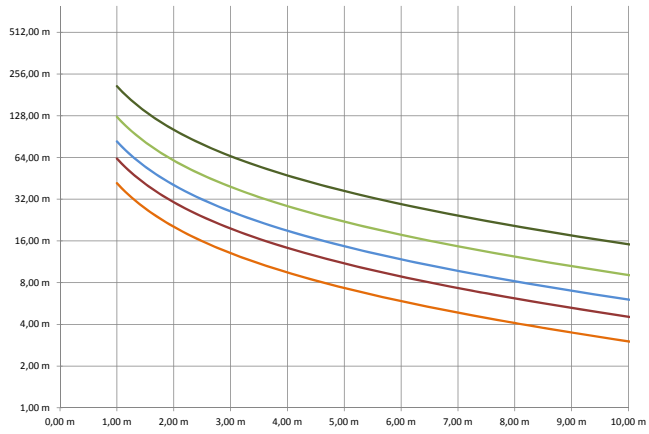
## Maximum cable length



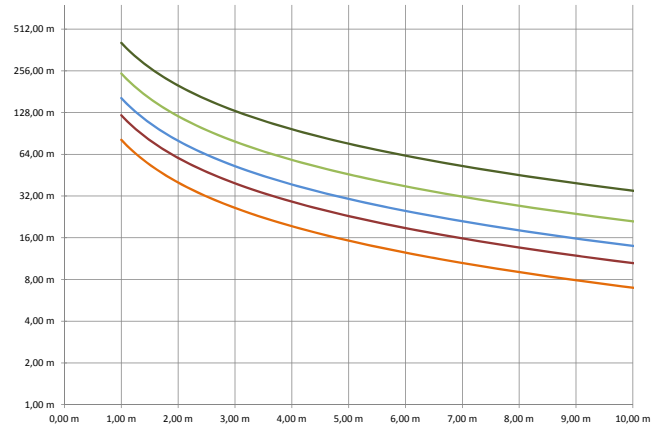
Amber P @ 24 V DC



Amber P @ 25 V DC

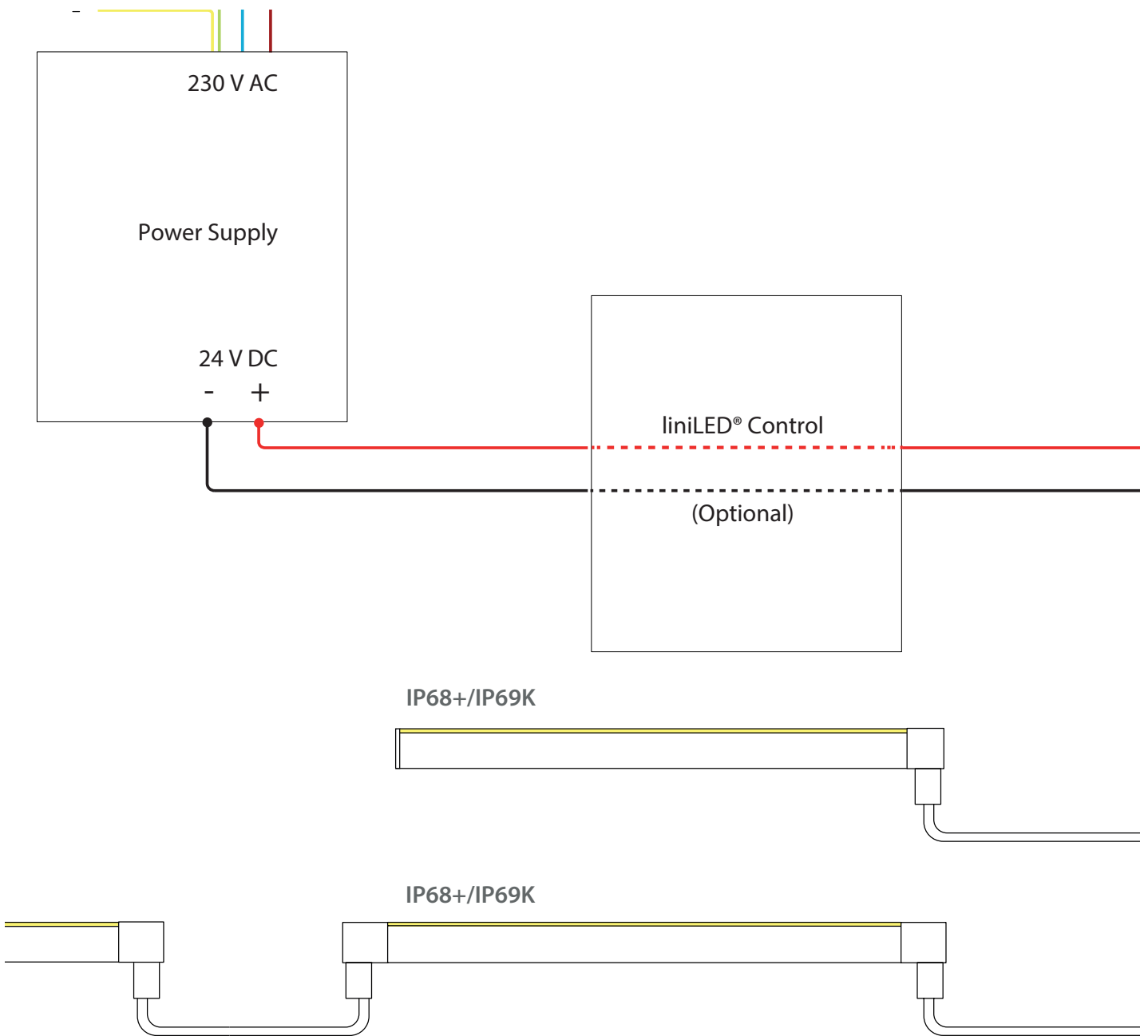


Blue P @ 24 V DC



Blue P @ 25 V DC

## Power & Connection diagram



## Disclaimer

The published information is checked to be as accurate as possible, however Triolight B.V., or any reseller of liniLED® cannot be held liable for any damages resulting from errors or outdated information. Triolight B.V. reserves the right to modify the information without informing the costumers. When this document is printed or downloaded, please check for the latest version on the internet, the most up to date information will be published on [www.liniLED.com](http://www.liniLED.com). This product should not be used in applications, devices or systems where incorrect operation of the product may result in personal injury (includes emergency lighting) without written permission from the board of Triolight B.V.. If nevertheless used in such applications, devices or systems Triolight B.V. cannot be held liable for any resulting injury.

## Symbols

---

-  Manufacturer's declaration that the product meets the applicable EC directives.
-  Suitable for mounting on all surfaces and suitable to cover with insulating material.
-  Restriction of Hazardous Substances (RoHS): product complies with the RoHS directive and each homogeneous material does not exceed the limits for the materials mentioned under the RoHS directive (Pb, Hg, Cd, Cr6+, PBB and PBDE).
-  Dust-tight, no ingress of dust. Protected against the effects of continuous immersion in water (Immersion in water at a maximum depth of 50 metres) Only in combination with the liniLED® Mirror Welded Connector).
-  Dust-tight, no ingress of dust. Protected against close-range high pressure, high temperature spray downs.
-  Protected against impact energy of 5 joules.
-  Bending of the LED strip is possible with a radius of  $\geq 150$  millimetres in the specified direction.
-  Electrical appliance class III: this product is designed to be supplied from an extra-low voltage ( $\leq 60.0$  V DC or  $\leq 42.4$  V AC).
-  Product is resistant against ultraviolet (UV) light or sunlight. Non-UV resistant products can degrade or discolor fast when exposed to UV light.
-  Product can be cleaned with normal cleaning agents as specified in the datasheet under 'chemical compliances'.
-  This product can be stored and used below 0 degrees Celsius. Verify the minimum storage and operation temperature in the datasheet for the lowest temperature allowed.
-  This product can be applied in seawater and its environment. Elements in seawater will have no harmful effect on the product. For chemical specifications see datasheet. Verify the IP rating for proper use.
-  This product can be applied inside swimming pool environments. Elements in the air will have no harmful effect on the product. For chemical specifications of these elements see datasheet. Verify the IP rating for proper use.
-  This product is available on request and can be applied submerged in swimming pools and their environment. Disinfectants will have no harmful effect on the product. For chemical specifications of these elements see datasheet. Verify the IP rating for proper use.
-  The binning tolerance of this product is 2 MacAdam.
-  The CRI value of this product is 80 or higher.
-  System guarantee of 5 years when the complete system consist of liniLED® Products with the 5 year system warranty logo.