



USPs

- Excellent for RGB and RGBW products
- Cost effective solution
- 448 built in stand-alone settings
- Soft start/soft stop
- Optimized dimming curve
- Wide input voltage range
- Fully addressable
- Compact size surface mounted
- Fully tested, 5 year system warranty

liniLED® Control

We strive to provide the best possible solutions for the linear LED industry. Therefore we've launched a complete range of functional user friendly and reliable LED drivers which can be used for nearly every situation.

Our new LED drivers are fully designed and manufactured in Europe. We only use high quality components that meet our highest standards. All products are fully factory tested and covered by our 5 year system warranty.

Dim 4-DMX

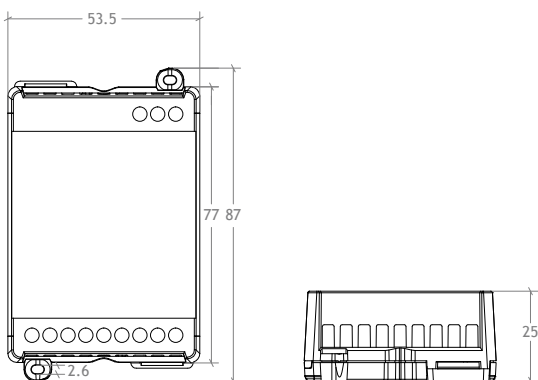
This compact sized constant voltage LED driver can be used for single colour, tunable white, RGB and RGBW LED products. The 16 bit dimming resolution guarantees smooth dimming from 0.1 to 100%. Although it's straight forward appearance, the liniLED® Dim 4-DMX is a reliable DMX controlled driver packed with maximum capacity of 240 Watts. The DMX interface is fully addressable and DMX RDM capable. The dip switches can also be used for a wide variety of fixed stand alone settings in which does not require any controller. An external power supply is always required to drive this system and due to the wide input voltage range, adjustable power supplies can be used to easily compensate for any voltage drops.

The liniLED® Dim 4-DMX is suitable for small straight forward projects. For the latest version of this datasheet, visit our website: www.liniLED.com.

Index

PROTECTION CIRCUITS	2
TECHNICAL SPECIFICATIONS	2
REFERENCE STANDARDS	4
WIRING SCHEMES	3
SYMBOLS	4

Product drawing



Technical specifications

Dim 4-DMX

Product code	11134
Input signal	DMX 512/DMX-RDM
Input voltage (V_{in})	10.8 ... 26.4 V DC
Input current (I_{in}) ¹	Max. 10 A
Max. load @ 24 V DC	240 W
Output channels	4
Output current per channel ^{1,2}	Max. 5 A Total = Max. 10 A
Output signal	D-PWM, 16 bit resolution
Output type	Constant voltage, common anode
Output voltage (V_{out})	= V_{in}
Typical efficiency	> 95%
Standby power @ 24 V DC	Max. 500 mW
Dimming range	0.1 ... 100%
Dimming frequency	250 Hz
IP rating	IP20
Storage temperature	-40 ... 60°C
Ambient operating temperature (T_a)	-10 ... 40°C
Dimensions	87 x 54 x 26 mm
Packaging dimensions	106 x 59 x 36 mm
Weight	74 g
Housing material	Self-extinguishing PC/ABS
Thermal shutdown ³	150°C
Wiring	2.5mm ² solid - 1.5mm ² stranded - 30/12 AWG

¹ Maximum value, depends on the ventilation and environmental conditions.

² Max load definition ($I_{TOT} = I_{L1} + I_{L2} + I_{L3} + I_{L4}$): 10 A (normal power mode)/20 A (high power mode).

³ Provided by MOSFET internal shut down.

Protection circuits

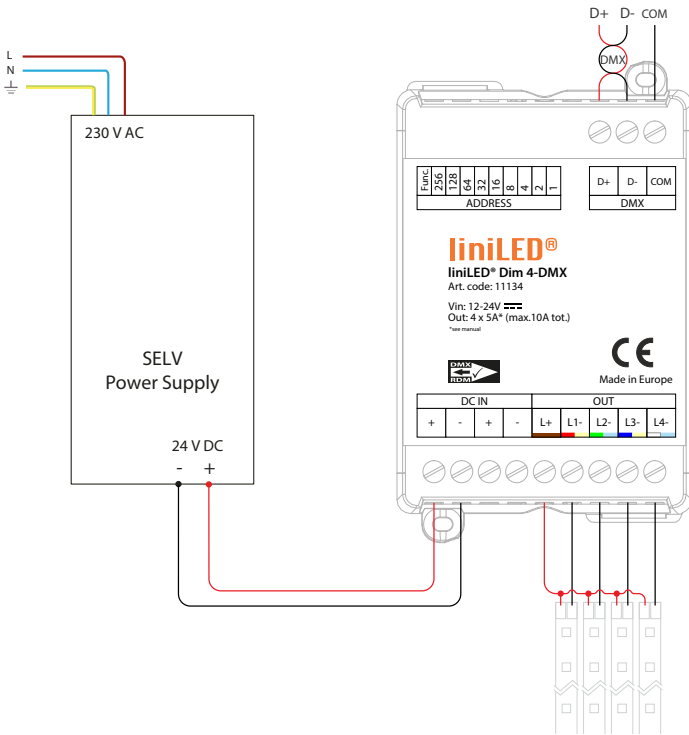
OTP	Over temperature protection ³
OVP	Over voltage protection ⁴
UVP	Under voltage protection ⁴
RVP	Reverse polarity protection ⁴
IFP	Input fuse protection ⁴
SCP	Short circuit protection
CLP	Current limit protection

³ Provided by MOSFET internal shut down.

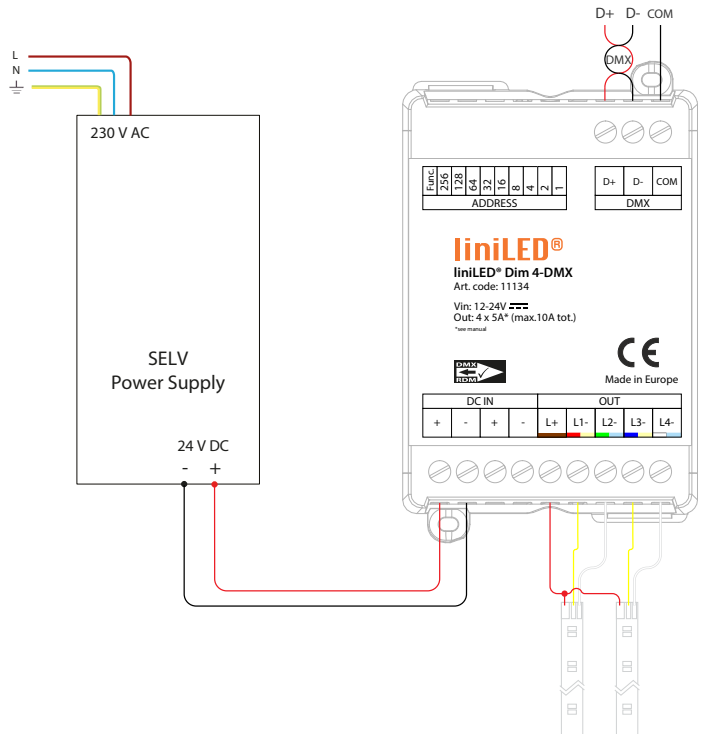
⁴ Only control logic protection.

Wiring schemes

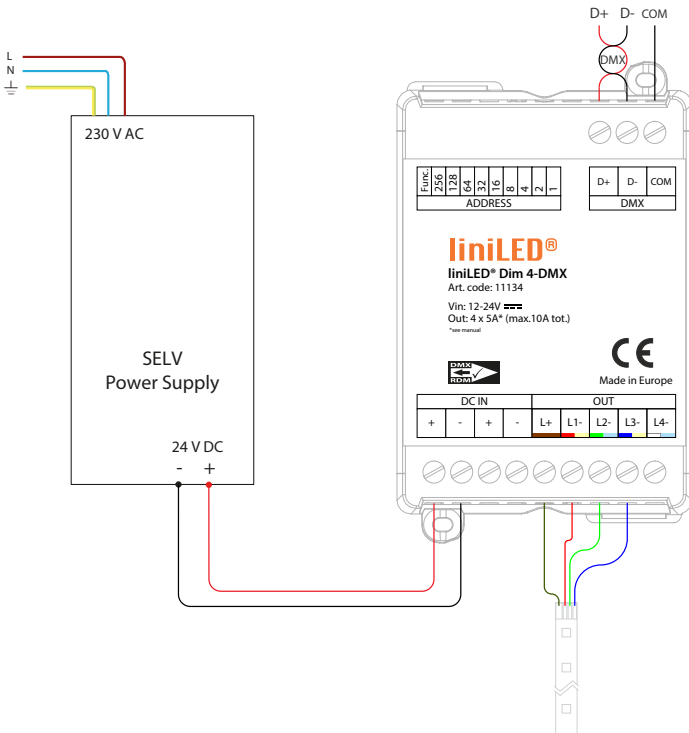
Single colour



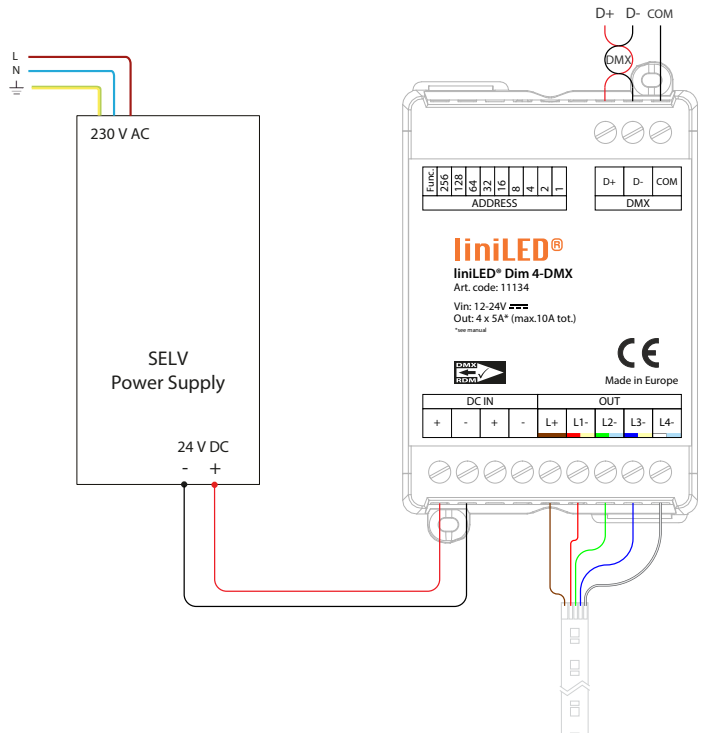
Tunable White



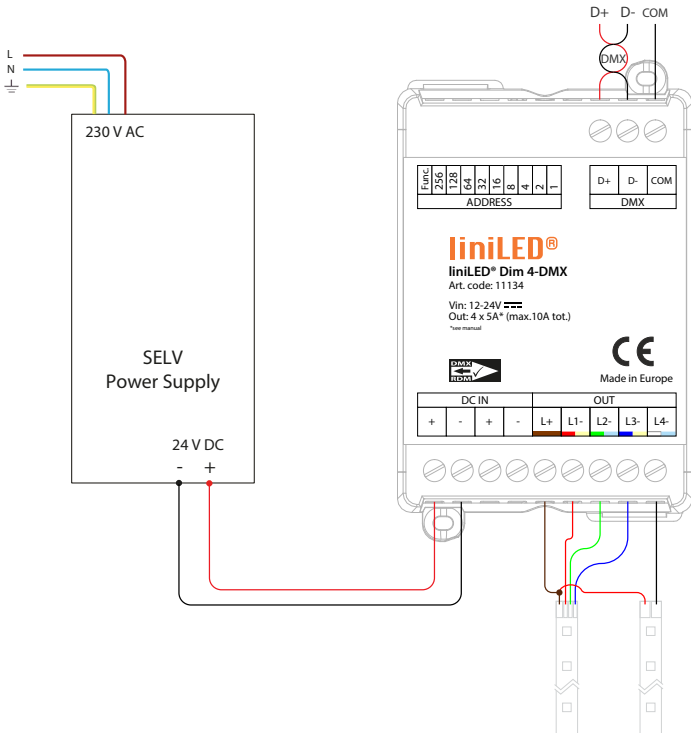
RGB



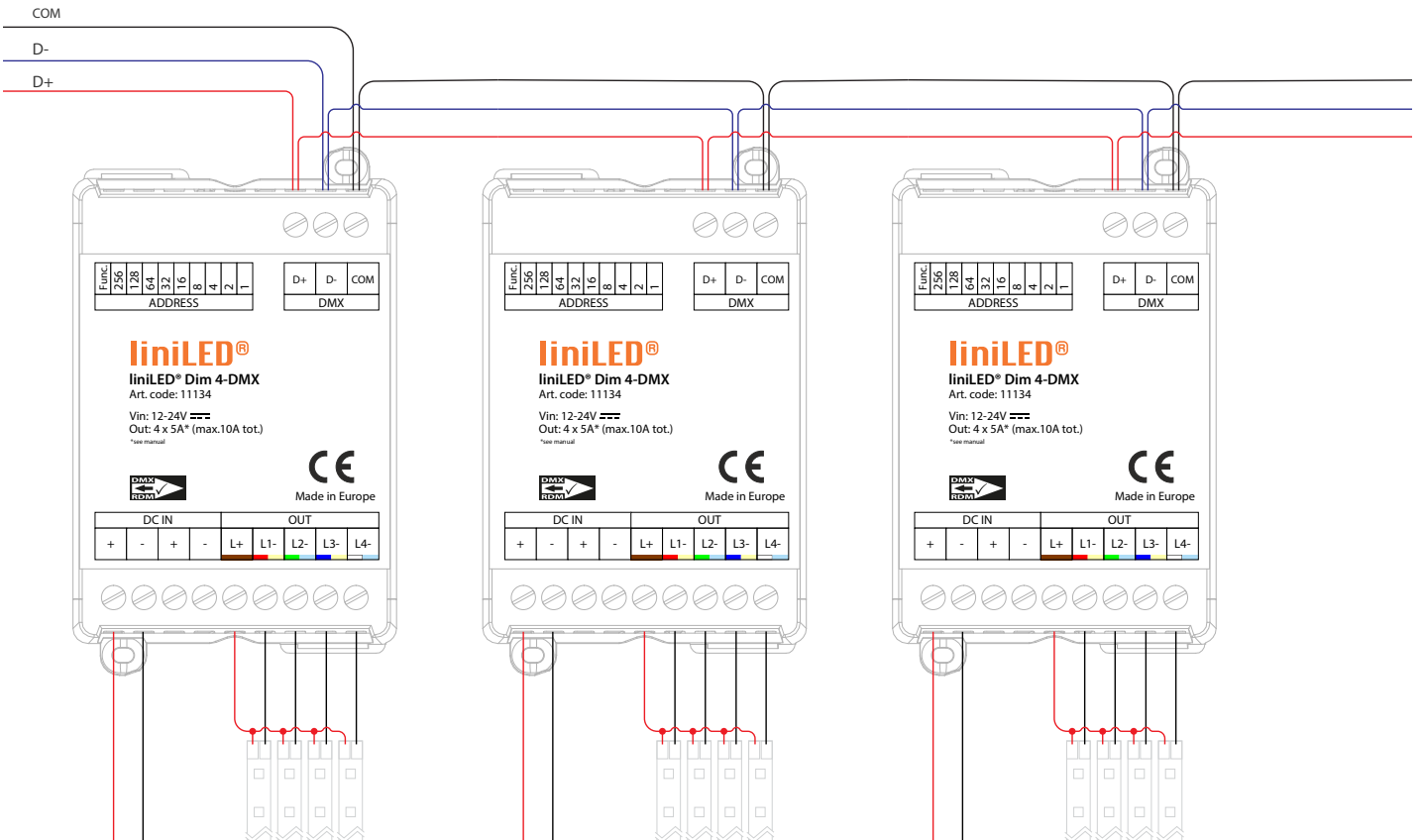
RGBW



RGB + W



Sequence connection (up to 16 controllers)



Reference standards

This product is designed and produced according to following standards.

EN 61347-1:2008 + A1:2011 + A2:2013	Lamp control gear - Part 1: General and safety requirements
EN 55015:2013+A1:2015	Limits and methods of measurement of radio disturbance characteristics of electrical lighting and similar equipment
EN 61547:2009	Equipment for general lighting purposes - EMC immunity requirements
EN 50581:2012	Technical documentation for the assessment of electrical and electronic products with respect to the restriction of hazardous substances
ANSI E1.11	Entertainment Technology - USITT DMX512-A - Asynchronous Serial Digital Data Transmission Standard for Controlling Lighting Equipment and Accessories
ANSI E1.20	Entertainment Technology-RDM-Remote Device Management over USITT DMX512 Networks

Symbols



Manufacturer's declaration that the product meets the applicable EC directives.



Restriction of Hazardous Substances (RoHS): product complies with the RoHS directive and each homogeneous material does not exceed the limits for the materials mentioned under the RoHS directive (Pb, Hg, Cd, Cr6+, PBB and PBDE).



Protected against ingress of solid foreign objects ≥ 12.5 millimetres. Not-protected against ingress of water.



Electrical appliance class III: this product is designed to be supplied from an extra-low voltage (≤ 60.0 V DC or ≤ 42.4 V AC).



Operating voltage of 12-24 V DC (please check or refer to LED product specification).



System guarantee of 5 years when the complete system consist of liniLED® products with the 5 years system warranty logo. Terms & conditions apply.

Disclaimer

The published information is checked to be as accurate as possible, however Triolight B.V. or any reseller of liniLED® cannot be held liable for any damages resulting from misprints, errors, modifications or outdated information. No legal rights can be derived from this document. Triolight B.V. reserves the right to modify the information without informing the customers. Please check for the latest version on www.liniLED.com. This product should not be used in applications, devices or systems where incorrect operation of the product may result in personal injury (includes emergency lighting) without written permission from the board of Triolight B.V. If nevertheless used in such applications, devices or systems, Triolight B.V. cannot be held liable for any resulting injury. liniLED® is a registered trademark of Triolight B.V.